

Account Statement

November 1, 2022 - November 30, 2022

TIVERTON POLICE PENSION PLAN AGY



23 Broad Street, Westerly, RI 02891

www.washtrustwealth.com

Tips to Make Tax Season Less Taxing

According to the IRS, the average taxpayer spends about 13 hours completing his or her annual return. And even if you hire an accountant to prepare your taxes, it could take hours to gather the paperwork you need to provide. Check out our tips to make your experience less stressful this year.

<http://e.washtrust.com/em?a=dKEH2y6gBu9CKxK5MHs1Q4&b=sk5iA1Zu4kSNShrXlxh5Q>

Your Team Is Here to Help

Wealth Management Officer: Irene Ferreira 401 348 1317 iferreira@Washtrust.Com

Portfolio Manager: Eugene J McCabe 401 654 4807 Ejmccabe@Washtrust.Com

Wealth Management Associate: Donald R Previe 401 3481200 drprevie@washtrust.com

Accounts Included In This Statement

xxxxxx0538 TIVERTON POLICE PENSION PLAN AGY

This page intentionally left blank.

200972-00016014-00021 of 00024-c01-m2-1241-00972



P054YPKB 00000588 20221201 128105619

Table of Contents

Schedules	Page
Overview of Your Account.....	5
Portfolio Analysis.....	6
Portfolio Holdings.....	7
Your Pending Transaction Detail.....	14
Your Transaction Detail.....	15
Information.....	19

2000972-00016013-00020 of 00024-c01-m2-1241-00972

2000972-00016013-00019 of 00024-c01-m2-1241-00972

This page intentionally left blank.



Overview of Your Account - xxxxxx0538 TIVERTON POLICE PENSION PLAN AGY

Investment Objective: Growth

Activity Summary

	This Period (\$)	Year to Date
Beginning Market Value	15,612,409.26	19,815,930.87
Cash & Security Transfers	0.00	0.00
Contributions	16,598.60	756,700.55
Income & Capital Gain Distributions	8,578.40	202,438.63
Fees	-7,495.80	-87,459.62
Withdrawals	-106,136.93	-1,202,901.23
Change in Account Value	820,230.20	-3,140,525.47
Market Value on Nov 30, 2022	\$16,344,183.73	\$16,344,183.73

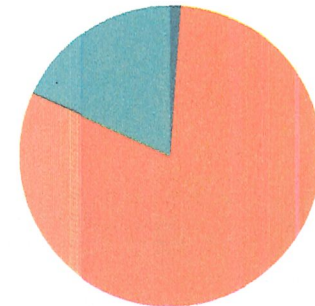
Income Earned

	This Period (\$)	Year to Date
Taxable Income	0.00	0.00
Tax-Exempt Income	8,578.40	202,438.63
Tax-Deferred Income	0.00	0.00
Total Income Earned	\$8,578.40	\$202,438.63
Total Short Term Realized Capital Gain/Loss	\$0.00	-\$16,725.22
Total Long Term Realized Capital Gain/Loss	-\$8,468.19	\$183,341.16
Total Realized Capital Gain/Loss	-\$8,468.19	\$166,615.94

This summary is for your reference. It is not intended for tax-reporting purposes. Taxable income is taxable at the federal level and may be taxable at the state level. Income Earned amount shown is net of foreign tax withholding, if applicable.

Asset Allocation on November 30, 2022

	Market Value (\$)	Percent
■ Cash	191,690.63	1%
■ Equities	13,187,541.56	81%
■ Fixed Income	2,966,197.61	18%
Subtotal	\$16,345,429.80	100%
Liabilities/Pending Activities	-1,246.07	
Total of Your Account	\$16,344,183.73	



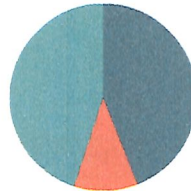
This pie chart reflects managed assets only.

2000972-00016012-00018 of 00024-c01-m2-1241-00972

Portfolio Analysis - xxxxxx0538 TIVERTON POLICE PENSION PLAN AGY

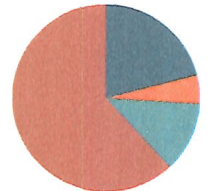
Bond Maturity

	Market Value (\$)	Percent
Less than Five years	1,326,823.61	44%
Five to Ten years	315,974.00	11%
Uncategorized	1,323,400.00	45%
Total of Your Portfolio	\$2,966,197.61	100%



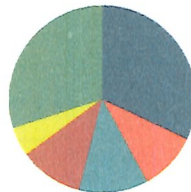
Bond Quality Ratings

	Market Value (\$)	Percent
Aaa	609,917.00	21%
A	147,305.61	5%
Not rated	361,550.00	12%
No Moody's Rating	1,847,425.00	62%
Total of Your Portfolio	\$2,966,197.61	100%



Fixed Income Sector Analysis

	Market Value (\$)	Percent
Taxable FI MF-ETF	969,620.00	32%
Taxable Government	293,943.00	10%
Non-Traditional MF-ETF FI	353,780.00	12%
Taxable Agency	315,974.00	11%
Corporate	147,305.61	5%
Cert of Deposit FI	885,575.00	30%
Total of Your Portfolio	\$2,966,197.61	100%



200972-00016012-00017 of 00024-c01-m2-1241-00972

Portfolio Holdings on November 30, 2022

	Quantity	Price	Market Value	Accrued Income	Cost Basis / Unrealized G/L	Est. Ann. Inc. /Yield at Market	% of Account
xxxxxx0538 TIVERTON POLICE PENSION PLAN AGY							
Cash							
<i>Cash and Equivalents</i>							
Fidelity Government Portfolio (TICKER: FRGXX , CUSIP:31607A703)	191,690.63	1.00	191,690.63	542.33	191,690.63 0.00	5,603.12 2.92%	1.17%
US Dollar (Defined Model (Capital)) - Settled 0.00 - Net Payable/Receivable -1,246.07 (Spot Currency:USD)	-1,246.07	1.00	-1,246.07	0.00	-1,246.07 0.00	0.00	
Total Cash and Equivalents			\$190,444.56	\$542.33	\$190,444.56 \$0.00	\$5,603.12 2.94%	1.17%
Total Cash			\$190,444.56	\$542.33	\$190,444.56 \$0.00	\$5,603.12 2.94%	1.17%
Equities							
<i>Domestic Equity</i>							
Accenture PLC (TICKER: ACN , CUSIP:G1151C101)	600.00	300.93	180,558.00	0.00	74,536.59 106,021.41	2,688.00 1.49%	1.10%
Activision Blizzard Inc (TICKER: ATVI , CUSIP:00507V109)	1,565.00	73.95	115,731.75	0.00	109,819.18 5,912.57	735.55 0.64%	0.71%
Adobe Inc (TICKER: ADBE , CUSIP:00724F101)	300.00	344.93	103,479.00	0.00	95,127.72 8,351.28	0.00	0.63%
Akamai Technologies Inc (TICKER: AKAM , CUSIP:00971T101)	1,500.00	94.86	142,290.00	0.00	103,193.25 39,096.75	0.00	0.87%
Alphabet Inc (TICKER: GOOGL , CUSIP:02079K305)	2,000.00	100.99	201,980.00	0.00	69,094.50 132,885.50	0.00	1.24%
Amazon.com Inc (TICKER: AMZN , CUSIP:023135106)	1,700.00	96.54	164,118.00	0.00	104,367.04 59,750.96	0.00	1.00%
American Tower Corp (TICKER: AMT , CUSIP:03027X100)	400.00	221.25	88,500.00	0.00	62,572.67 25,927.33	2,276.00 2.57%	0.54%
Apple Inc (TICKER: AAPL , CUSIP:037833100)	1,425.00	148.03	210,942.75	0.00	75,595.47 135,347.28	1,311.00 0.62%	1.29%

2000972-00016011-00016 of 00024-001-m2-1241-00972

Portfolio Holdings on November 30, 2022 (continued)

	Quantity	Price	Market Value	Accrued Income	Cost Basis / Unrealized G/L	Est. Ann. Inc. /Yield at Market	% of Account
<i>Domestic Equity (continued)</i>							
Aptiv PLC (TICKER: APTV , CUSIP:G6095L109)	1,100.00	106.67	117,337.00	0.00	66,016.27 51,320.73	0.00	0.72%
Bank of America Corp (TICKER: BAC , CUSIP:060505104)	5,750.00	37.85	217,637.50	0.00	101,625.80 116,011.70	5,060.00 2.32%	1.33%
Becton Dickinson and Co (TICKER: BDX , CUSIP:075887109)	500.00	249.34	124,670.00	0.00	99,308.19 25,361.81	1,820.00 1.46%	0.76%
BlackRock Inc (TICKER: BLK , CUSIP:09247X101)	200.00	716.00	143,200.00	0.00	84,440.77 58,759.23	3,904.00 2.73%	0.88%
Boeing Co/The (TICKER: BA , CUSIP:097023105)	450.00	178.88	80,496.00	0.00	78,399.99 2,096.01	0.00	0.49%
Booking Holdings Inc (TICKER: BKNG , CUSIP:09857L108)	45.00	2,079.45	93,575.25	0.00	75,977.64 17,597.61	0.00	0.57%
Broadcom Inc (TICKER: AVGO , CUSIP:11135F101)	350.00	551.03	192,860.50	0.00	105,977.48 86,883.02	5,740.00 2.98%	1.18%
Comcast Corp (TICKER: CMCSA , CUSIP:20030N101)	2,450.00	36.64	89,768.00	0.00	114,536.45 -24,768.45	2,646.00 2.95%	0.55%
Costco Wholesale Corp (TICKER: COST , CUSIP:22160K105)	250.00	539.25	134,812.50	0.00	50,083.04 84,729.46	900.00 0.67%	0.82%
CVS Health Corp (TICKER: CVS , CUSIP:126650100)	1,400.00	101.88	142,632.00	0.00	103,112.87 39,519.13	3,080.00 2.16%	0.87%
Equinix Inc (TICKER: EQIX , CUSIP:29444U700)	150.00	690.65	103,597.50	465.00	75,533.04 28,064.46	1,860.00 1.80%	0.63%
Estee Lauder Cos Inc/The (TICKER: EL , CUSIP:518439104)	700.00	235.79	165,053.00	462.00	51,449.52 113,603.48	1,848.00 1.12%	1.01%
HEICO Corp (TICKER: HEI/A , CUSIP:422806208)	1,300.00	126.78	164,814.00	0.00	96,093.01 68,720.99	234.00 0.14%	1.01%
Home Depot Inc/The (TICKER: HD , CUSIP:437076102)	400.00	323.99	129,596.00	760.00	82,301.81 47,294.19	3,040.00 2.35%	0.79%



Portfolio Holdings on November 30, 2022 (continued)

	Quantity	Price	Market Value	Accrued Income	Cost Basis / Unrealized G/L	Est. Ann. Inc. /Yield at Market	% of Account
<i>Domestic Equity (continued)</i>							
Honeywell International Inc (TICKER: HON , CUSIP:438516106)	500.00	219.55	109,775.00	515.00	69,874.85 39,900.15	2,060.00 1.88%	0.67%
Intuitive Surgical Inc (TICKER: ISRG , CUSIP:46120E602)	475.00	270.39	128,435.25	0.00	115,110.93 13,324.32	0.00	0.79%
IQVIA Holdings Inc (TICKER: IQV , CUSIP:46266C105)	800.00	218.02	174,416.00	0.00	73,630.72 100,785.28	0.00	1.07%
Jacobs Solutions Inc (TICKER: J , CUSIP:46982L108)	825.00	126.54	104,395.50	0.00	79,554.34 24,841.16	759.00 0.73%	0.64%
Johnson & Johnson (TICKER: JNJ , CUSIP:478160104)	750.00	178.00	133,500.00	847.50	110,746.80 22,753.20	3,390.00 2.54%	0.82%
JPMorgan Chase & Co (TICKER: JPM , CUSIP:46625H100)	1,600.00	138.18	221,088.00	0.00	95,532.43 125,555.57	6,400.00 2.89%	1.36%
Live Nation Entertainment Inc (TICKER: LYV , CUSIP:538034109)	800.00	72.76	58,208.00	0.00	87,373.20 -29,165.20	0.00	0.36%
Marsh & McLennan Cos Inc (TICKER: MMC , CUSIP:571748102)	1,000.00	173.18	173,180.00	0.00	115,715.20 57,464.80	2,360.00 1.36%	1.06%
Meta Platforms Inc (TICKER: META , CUSIP:30303M102)	700.00	118.10	82,670.00	0.00	100,588.88 -17,918.88	0.00	0.51%
Microsoft Corp (TICKER: MSFT , CUSIP:594918104)	825.00	255.14	210,490.50	561.00	53,466.70 157,023.80	2,244.00 1.07%	1.29%
Mondelez International Inc (TICKER: MDLZ , CUSIP:609207105)	2,604.00	67.61	176,056.44	0.00	111,730.09 64,326.35	4,010.16 2.28%	1.08%
NextEra Energy Inc (TICKER: NEE , CUSIP:65339F101)	2,000.00	84.70	169,400.00	850.00	104,888.97 64,511.03	3,400.00 2.01%	1.04%
NVIDIA Corp (TICKER: NVDA , CUSIP:67066G104)	850.00	169.23	143,845.50	34.00	43,865.37 99,980.13	136.00 0.09%	0.88%
Palo Alto Networks Inc (TICKER: PANW , CUSIP:697435105)	1,200.00	169.90	203,880.00	0.00	80,482.88 123,397.12	0.00	1.25%

2000972-00016010-00014 of 00024-c01-m2-1241-00972

Portfolio Holdings on November 30, 2022 (continued)

	Quantity	Price	Market Value	Accrued Income	Cost Basis / Unrealized G/L	Est. Ann. Inc. /Yield at Market	% of Account
<i>Domestic Equity (continued)</i>							
PayPal Holdings Inc (TICKER: PYPL , CUSIP:70450Y103)	1,000.00	78.41	78,410.00	0.00	36,371.01 42,038.99	0.00	0.48%
Qualcomm Inc (TICKER: QCOM , CUSIP:747525103)	705.00	126.49	89,175.45	528.75	91,880.54 -2,705.09	2,115.00 2.37%	0.55%
Raytheon Technologies Corp (TICKER: RTX , CUSIP:75513E101)	1,456.00	98.72	143,736.32	0.00	106,550.48 37,185.84	3,203.20 2.23%	0.88%
Roper Technologies Inc (TICKER: ROP , CUSIP:776696106)	425.00	438.89	186,528.25	0.00	196,186.16 -9,657.91	1,160.25 0.62%	1.14%
Salesforce Inc (TICKER: CRM , CUSIP:79466L302)	600.00	160.25	96,150.00	0.00	94,252.20 1,897.80	0.00	0.59%
S&P Global Inc (TICKER: SPGI , CUSIP:78409V104)	325.00	352.80	114,660.00	276.25	99,423.58 15,236.42	1,105.00 0.96%	0.70%
Stryker Corp (TICKER: SYK , CUSIP:863667101)	400.00	233.89	93,556.00	0.00	70,657.68 22,898.32	1,112.00 1.19%	0.57%
Thermo Fisher Scientific Inc (TICKER: TMO , CUSIP:883556102)	325.00	560.22	182,071.50	0.00	44,302.45 137,769.05	390.00 0.21%	1.11%
TJX Cos Inc/The (TICKER: TJX , CUSIP:872540109)	1,900.00	80.05	152,095.00	560.50	89,455.31 62,639.69	2,242.00 1.47%	0.93%
Truist Financial Corp (TICKER: TFC , CUSIP:89832Q109)	2,800.00	46.81	131,068.00	1,456.00	141,124.28 -10,056.28	5,824.00 4.44%	0.80%
Uber Technologies Inc (TICKER: UBER , CUSIP:90353T100)	3,000.00	29.14	87,420.00	0.00	96,998.20 -9,578.20	0.00	0.53%
Verisk Analytics Inc (TICKER: VRSK , CUSIP:92345Y106)	900.00	183.71	165,339.00	0.00	104,303.07 61,035.93	1,116.00 0.67%	1.01%
Verizon Communications Inc (TICKER: VZ , CUSIP:92343V104)	2,300.00	38.98	89,654.00	0.00	130,491.67 -40,837.67	6,003.00 6.70%	0.55%
Visa Inc (TICKER: V , CUSIP:92826C839)	900.00	217.00	195,300.00	405.00	54,792.99 140,507.01	1,620.00 0.83%	1.19%



Portfolio Holdings on November 30, 2022 (continued)

	Quantity	Price	Market Value	Accrued Income	Cost Basis / Unrealized G/L	Est. Ann. Inc. / Yield at Market	% of Account
<i>Domestic Equity (continued)</i>							
Walt Disney Co/The (TICKER: DIS , CUSIP:254687106)	900.00	97.87	88,083.00	0.00	111,115.89 -23,032.89	0.00	0.54%
Watsco Inc (TICKER: WSO , CUSIP:942622200)	500.00	268.98	134,490.00	0.00	53,020.91 81,469.09	4,400.00 3.27%	0.82%
Westinghouse Air Brake Technologies Corp (TICKER: WAB , CUSIP:929740108)	1,250.00	101.09	126,362.50	0.00	65,119.88 61,242.62	750.00 0.59%	0.77%
Total Domestic Equity			\$7,351,087.96	\$7,721.00	\$4,707,769.96 \$2,643,318.00	\$92,942.16 1.26%	44.97%
<i>International Equity</i>							
ASML Holding NV (TICKER: ASML , CUSIP:N07059210)	130.00	608.12	79,055.60	0.00	85,807.84 -6,752.24	733.07 0.93%	0.48%
Total International Equity			\$79,055.60	\$0.00	\$85,807.84 -\$6,752.24	\$733.07 0.93%	0.48%
<i>Domestic Equity Funds</i>							
iShares Russell 2000 ETF (TICKER: IWM , CUSIP:464287655)	2,900.00	187.37	543,373.00	0.00	340,366.95 203,006.05	7,020.90 1.29%	3.32%
iShares Russell Mid-Cap ETF (TICKER: IWR , CUSIP:464287499)	27,000.00	71.65	1,934,550.00	0.00	1,083,625.85 850,924.15	26,865.00 1.39%	11.84%
SPDR S&P MidCap 400 ETF Trust (TICKER: MDY , CUSIP:78467Y107)	750.00	470.48	352,860.00	0.00	214,249.84 138,610.16	4,401.75 1.25%	2.16%
Vanguard S&P 500 ETF (TICKER: VOO , CUSIP:922908363)	7,000.00	374.49	2,621,430.00	0.00	2,157,410.58 464,019.42	40,655.99 1.55%	16.04%
Total Domestic Equity Funds			\$5,452,213.00	\$0.00	\$3,795,653.22 \$1,656,559.78	\$78,943.64 1.45%	33.36%
<i>International Equity Funds</i>							
iShares Core MSCI EAFE ETF (TICKER: IEFA , CUSIP:46432F842)	3,300.00	63.05	208,065.00	0.00	202,285.05 5,779.95	5,144.70 2.47%	1.28%

2000972-00016009-00012 of 00024-001-m2-1241-00972

Portfolio Holdings on November 30, 2022 (continued)

	Quantity	Price	Market Value	Accrued Income	Cost Basis / Unrealized G/L	Est. Ann. Inc. / Yield at Market	% of Account
International Equity Funds (continued)							
iShares Core MSCI Emerging Markets ETF (TICKER: IEMG , CUSIP:46434G103)	2,000.00	48.56	97,120.00	0.00	110,455.88 -13,335.88	3,932.00 4.05%	0.59%
Total International Equity Funds			\$305,185.00	\$0.00	\$312,740.93 -\$7,555.93	\$9,076.70 2.97%	1.87%
Total Equities			\$13,187,541.56	\$7,721.00	\$8,901,971.95 \$4,285,569.61	\$181,695.57 1.38%	80.68%
Fixed Income							
Domestic Fixed Income							
Bank of New York Mellon Corp/The 2.2% 16 Aug 2023 (CUSIP:06406FAD5)	150,000.00	98.2037	147,305.61	962.50	150,558.00 -3,252.39	3,300.00 2.24%	0.90%
Federal Farm Credit Banks Funding Corp 1.23% 29 Jul 2030 (CUSIP:3133EL2C7)	200,000.00	78.268	156,536.00	833.67	200,000.00 -43,464.00	2,460.00 1.57%	0.96%
Federal Home Loan Banks 1.24% 03 Sep 2030 (CUSIP:3130AK2T2)	200,000.00	79.719	159,438.00	606.22	200,000.00 -40,562.00	2,480.00 1.56%	0.98%
Goldman Sachs Bank USA/New York NY 1% 04 Aug 2026 (CUSIP:38149MXU2)	250,000.00	87.104	217,760.00	815.07	249,375.00 -31,615.00	2,500.00 1.15%	1.33%
Sallie Mae Bank .85% 17 Jun 2025 (CUSIP:7954506P5)	250,000.00	90.391	225,977.50	972.26	248,750.00 -22,772.50	2,125.00 0.94%	1.38%
State Bank of India/Chicago IL .95% 26 Jun 2025 (CUSIP:856283N69)	250,000.00	89.959	224,897.50	1,028.08	249,375.00 -24,477.50	2,375.00 1.06%	1.38%
UBS Bank USA .95% 11 Aug 2026 (CUSIP:90348JR93)	250,000.00	86.776	216,940.00	130.14	249,375.00 -32,435.00	2,375.00 1.09%	1.33%



Portfolio Holdings on November 30, 2022 (continued)

	Quantity	Price	Market Value	Accrued Income	Cost Basis / Unrealized G/L	Est. Ann. Inc. /Yield at Market	% of Account
<i>Domestic Fixed Income (continued)</i>							
United States Treasury Note/Bond 3.25% 31 Aug 2024 (CUSIP:91282CFG1)	300,000.00	97.981	293,943.00	2,477.90	298,750.78 -4,807.78	9,750.00 3.32%	1.79%
Total Domestic Fixed Income			\$1,642,797.61	\$7,825.84	\$1,846,183.78 -\$203,386.17	\$27,365.00 1.67%	10.05%
<i>Domestic Fixed Income Funds</i>							
BlackRock Strategic Income Opportunities Portfolio (TICKER: BSIIX , CUSIP:09260B382)	38,000.00	9.31	353,780.00	1,262.16	393,680.00 -39,900.00	9,956.00 2.81%	2.16%
iShares Intermediate Government/Credit Bond ETF (TICKER: GVI , CUSIP:464288612)	3,500.00	103.30	361,550.00	0.00	387,713.48 -26,163.48	6,975.50 1.93%	2.22%
Metropolitan West Total Return Bond Fund (TICKER: MWTIX , CUSIP:592905509)	39,000.00	9.13	356,070.00	909.92	425,087.41 -69,017.41	8,970.00 2.52%	2.18%
Vanguard Intermediate-Term Investment-Grade Fund (TICKER: VFIDX , CUSIP:922031810)	30,000.00	8.40	252,000.00	729.99	301,450.00 -49,450.00	7,710.00 3.06%	1.54%
Total Domestic Fixed Income Funds			\$1,323,400.00	\$2,902.07	\$1,507,930.89 -\$184,530.89	\$33,611.50 2.54%	8.10%
Total Fixed Income			\$2,966,197.61	\$10,727.91	\$3,354,114.67 -\$387,917.06	\$60,976.50 2.06%	18.15%
Total for xxxxxx0538 TIVERTON POLICE PENSION PLAN AGY			\$16,344,183.73	\$18,991.24	\$12,446,531.18 \$3,897,652.55	\$248,275.19 1.52%	100.00%

2000972-00016008-00010 of 00024-c01-m2-1241-00972

Your Pending Transaction Detail

Trade Date Settlement Date	Transaction Description	Amount	Cost	Accrued Income	Realized G/L
xxxxxx0538 TIVERTON POLICE PENSION PLAN AGY					
Purchases					
November 29, 2022	Purchase 450.00 Shares of Boeing Co/The @	-78,399.99	78,399.99		0.00
December 1, 2022	\$174.1822, Paid \$18.00 Broker Commission				
Total Purchases		-\$78,399.99	\$78,399.99	\$0.00	\$0.00
Sales					
November 29, 2022	Sale 2,100.00 Shares of IAA Inc @ \$36.7808, Paid	77,153.92	-85,622.11		-8,468.19
December 1, 2022	\$1.76 SEC Fee, \$84.00 Broker Commission				
Total Sales		\$77,153.92	-\$85,622.11	\$0.00	-\$8,468.19
Total xxxxxx0538 TIVERTON POLICE PENSION PLAN AGY		-\$1,246.07	-\$7,222.12	\$0.00	-\$8,468.19

2000972-001 18008-00009 of 00024-c01-m2-1241-00972



Your Transaction Detail

Transaction Date	Transaction Description	Amount	Accrued Income	Cost Basis Realized G/L
xxxxxx0538 TIVERTON POLICE PENSION PLAN AGY				
Receipts				
<i>Contributions</i>				
November 7, 2022	Cash Receipt - Employee Contribution via Check, Current Year Employee Contribution, CK 3015500589 DTD 11/3/22 for P/R 10/7-10/20/22 Town of Tiverton	7,544.59		0.00
November 7, 2022	Cash Receipt via MEMO, -	625.38		0.00
November 18, 2022	Cash Receipt - Employee Contribution via Check, Current Year Employee Contribution, CK 3015500607 DTD 11/17/22 for P/R 10/21/22-11/03/22 Town of Tiverton	8,303.13		0.00
Total Contributions		\$16,473.10	\$0.00	\$0.00
<i>Other</i>				
November 7, 2022	Cash Receipt - Miscellaneous Receipt via Check, Police Buy Backs, NOV 2022, Check No. 3015500589, dtd 11/3/22	62.75		0.00
November 18, 2022	Cash Receipt - Miscellaneous Receipt via Check, Police Buy Backs, November 2022, Check No. 3015500607, dtd 11/17/22.	62.75		0.00
Total Other		\$125.50	\$0.00	\$0.00
Total Receipts		\$16,598.60	\$0.00	\$0.00
Disbursements				
<i>Withdrawals</i>				
November 1, 2022	Cash Disbursement - Normal Distribution via MEMO, 39 PENSION PAYMENTS ACH CHKS DATED 110122 NET 96895.35 FT 6266.57 ST 2540.37 OTH 434.64	-106,136.93		0.00
Total Withdrawals		-\$106,136.93	\$0.00	\$0.00

2000972-00016007-00008 of 00024-c01-m2-1241-00972

Your Transaction Detail (continued)

Transaction Date	Transaction Description	Amount	Accrued Income	Cost Basis Realized G/L
xxxxxx0538 TIVERTON POLICE PENSION PLAN AGY (Continued)				
Disbursements (Continued)				
<i>Fees</i>				
November 15, 2022	Periodic Fee, Computed for 2055000538	-7,495.80		0.00
Total Fees		-\$7,495.80	\$0.00	\$0.00
Total Disbursements		-\$113,632.73	\$0.00	\$0.00
Corporate Actions/Income				
<i>Dividends</i>				
November 1, 2022	Daily Rate Income on Vanguard Intermediate-Term Investment-Grade Fund For Period of 10/01/22 to 10/31/22 Due on 11/01/22	703.30		0.00
November 1, 2022	Daily Rate Income on Metropolitan West Total Return Bond Fund For Period of 10/01/22 to 10/31/22 Due on 11/01/22	1,050.46		0.00
November 1, 2022	Daily Rate Income on BlackRock Strategic Income Opportunities Portfolio For Period of 10/01/22 to 10/31/22 Due on 11/01/22	972.48		0.00
November 1, 2022	Cash Dividend 0.55 USD CVS Health Corp For 1,400.00 Shares Due on 11/01/22 With Ex Date 10/20/22	770.00		0.00
November 1, 2022	Cash Dividend 0.6525 USD Verizon Communications Inc For 2,300.00 Shares Due on 11/01/22 With Ex Date 10/06/22	1,500.75		0.00
November 1, 2022	Daily Rate Income on Fidelity Government Portfolio For Period of 10/01/22 to 10/31/22 Due on 11/01/22	604.16		0.00
November 7, 2022	Cash Dividend 0.17863 USD iShares Intermediate Government/Credit Bond ETF For 3,500.00 Shares Due on 11/07/22 With Ex Date 11/01/22	625.21		0.00
November 10, 2022	Cash Dividend 0.9 USD Costco Wholesale Corp For 250.00 Shares Due on 11/10/22 With Ex Date 10/27/22	225.00		0.00
November 10, 2022	Cash Dividend 0.23 USD Apple Inc For 1,425.00 Shares Due on 11/10/22 With Ex Date 11/04/22	327.75		0.00
November 14, 2022	Cash Dividend 1.340066 USD ASML Holding NV For 130.00 Shares Due on 11/14/22 With Ex Date 11/03/22, \$26.13 for 15.00% Foreign Tax Withholding withheld	148.08		0.00

2000972-00016007-00007 of 00024-01-112-1241-00972



Your Transaction Detail (continued)

Transaction Date	Transaction Description	Amount	Accrued Income	Cost Basis Realized G/L
xxxxxx0538 TIVERTON POLICE PENSION PLAN AGY (Continued)				
Corporate Actions/Income (Continued)				
<i>Dividends (Continued)</i>				
November 15, 2022	Cash Dividend 0.59 USD Marsh & McLennan Cos Inc For 1,000.00 Shares Due on 11/15/22 With Ex Date 10/06/22	590.00		0.00
November 15, 2022	Cash Dividend 1.12 USD Accenture PLC For 600.00 Shares Due on 11/15/22 With Ex Date 10/12/22	672.00		0.00
November 28, 2022	Cash Dividend 0.15 USD Westinghouse Air Brake Technologies Corp For 1,250.00 Shares Due on 11/28/22 With Ex Date 11/10/22	187.50		0.00
Total Dividends		\$8,376.69	\$0.00	\$0.00
<i>Interest</i>				
November 14, 2022	Interest Payment 0.0095 USD UBS Bank USA .95% 11 Aug 2026 For 250,000.00 Par Value Due on 11/14/22 With Ex Date 11/11/22	201.71		0.00
Total Interest		\$201.71	\$0.00	\$0.00
Total Corporate Actions/Income		\$8,578.40	\$0.00	\$0.00
Purchases				
November 29, 2022	Purchase 450.00 Shares of Boeing Co/The @ \$174.1822, Paid \$18.00 Broker Commission	-78,399.99		78,399.99 0.00
Total Purchases		-\$78,399.99	\$0.00	\$78,399.99 \$0.00
Sales				
November 29, 2022	Sale 2,100.00 Shares of IAA Inc @ \$36.7808, Paid \$1.76 SEC Fee, \$84.00 Broker Commission	77,153.92		-85,622.11 -8,468.19
Total Sales		\$77,153.92	\$0.00	-\$85,622.11 -\$8,468.19
Cash Sweep Activity				
November 30, 2022	Sweep sales totaling -111,288.97 units of Fidelity Government Portfolio for Defined Model (Capital) (2 Transactions)	111,288.97		-111,288.97 0.00

2000972-00016006-00006 of 00024-c01-m2-1241-00972

Your Transaction Detail (continued)

Transaction Date	Transaction Description	Amount	Accrued Income	Cost Basis Realized G/L
xxxxxx0538 TIVERTON POLICE PENSION PLAN AGY (Continued)				
Cash Sweep Activity (Continued)				
November 30, 2022	Sweep purchases totaling 22,833.24 units of Fidelity Government Portfolio for Defined Model (Capital) (11 Transactions)	-22,833.24		22,833.24 0.00
Total Cash Sweep Activity		\$88,455.73	\$0.00	-\$88,455.73 \$0.00
Total xxxxxx0538 TIVERTON POLICE PENSION PLAN AGY		-\$1,246.07	\$0.00	-\$95,677.85 -\$8,468.19

2000972-00016006-00005 of 00024-c01-m2-1241-00972



Information**Account Value and Performance**

Security prices and income projections shown have been obtained from sources believed to be reliable. However, we cannot guarantee their accuracy or that securities can be bought or sold at these prices. In addition, this report provides a total account view and may include unsupervised assets which are taken into account for both market value and performance.

Account Safety and Correction of Discrepancies

Please review your statement carefully and report any discrepancies promptly to your Wealth Management Client Services Representative at the number provided on your statement. It is recommended that you confirm any oral communications in writing by sending Washington Trust Wealth Management (hereinafter referred to as "WTWM") a letter within ten (10) days of receipt of your statement.

Bond Amortization

The premiums on all applicable bonds will be amortized. If you chose not to amortize the premiums, please contact your Wealth Management Client Service Representative at the number provided on your statement.

Brokerage Transactions

WTWM may receive investment related services from brokerage firms in exchange for brokerage transactions directed to those firms. Brokerage commissions are charged to the account at cost on all equity transactions.

Changes and Updates to your Account Information

Please contact your Wealth Management Client Service Representative at the number provided on your statement if you have any changes in your contact information or if you wish to impose any reasonable restrictions on the management of your account(s) or modify any existing restrictions.

Changes and Updates to your Financial Situation or Investment Strategy

It is important to periodically review your investment objectives so that your investment strategy remains appropriate to your personal investment goals, spending requirements, and financial, estate, and tax planning needs. Your statement includes the investment objective currently assigned to your account(s). Please contact your Wealth Management Client Service Representative at the number provided on your statement to notify us if there have been any changes in your financial situation, investment objectives, or risk tolerance.

Fees and Charges

The "Fees and Charges" amount shown on your statement includes all activity fees consistent with your fee agreement.

Information (continued)

Foreign ADR

Foreign Corporations that wish to have their securities traded on U.S. stock exchanges, issue American Depository Receipts (ADRs), which make the foreign securities more accessible to U.S. investors. If your portfolio holds foreign securities, such securities will be held in ADRs. Foreign governments may impose withholding taxes on the gross amount of foreign dividends sourced to their countries. These withholding requirements may be subject to modification under certain tax treaties, depending on the country of origin of the issuer of the stock underlying ADR. Please consult your tax advisor for advice regarding the tax options applicable to your particular situation.

Individual Retirement Accounts – Reporting Fair Market Value

The fair market value as of December 31st will be reported to the IRS as required by law.

Individual Retirement Accounts - Withholding on Distribution or Withdrawals

Federal tax law requires WTWM to withhold income tax on distribution(s) from your taxable retirement accounts by electing a percentage or fixed amount to be withheld from your distribution unless you elect not to have income taxes withheld. If you do not have enough income tax withheld from your distributions, you may be responsible for the payment of estimated tax. You may incur penalties if the amounts withheld and your estimated tax payments are not equal to your tax obligation. State withholding, if applicable, is subject to the state's withholding requirements.

Mutual Funds

WTWM may receive compensation in the form of Rule 12b-1 fees, commissions and/or soft dollars from mutual funds it utilizes for the services we provide to the Mutual Fund. There is no additional cost to the account from the arrangement and not all accounts may benefit from such compensation. WTWM may purchase affiliated mutual funds in which the fund manager or any of its affiliates may serve as the investment advisor. A copy of the prospectuses, which includes a description of fund fees and expenses, are available upon request.

Privacy Statement

WTWM is committed to maintaining the confidentiality, integrity and security of your personal information that is entrusted to us. The Washington Trust Company Privacy Policy will be sent to your address on file in the event there are any material changes to the policy, or if we change any of our sharing practices. To obtain a copy of our current Privacy Policy, please visit our website at www.washtrustwealth.com or contact your Wealth Management Client Services Representative at the number provided on your statement.

Tax and Withholding Election Notice - IRA and Pensions

Distributions that are not subject to income tax – such as trustee-to-trustee transfers and qualified Roth distributions – generally are not subject to federal income tax withholding.

For IRAs, taxable distributions you receive from your IRA generally are subject to 10% Federal income tax withholding, unless you elect otherwise. You are responsible for determining and paying all Federal, and if applicable, state and local taxes on distributions from all IRAs you own. You may waive withholding, or withhold a different amount, by returning a signed and dated Withholding Certificate. Your election is valid until you change it, and you can do so at any time by completing a new Withholding Certificate. (Please note: if you do not have enough Federal income tax withheld from your IRA distribution, you may



Information (continued)

incur penalties under the estimated tax rules if your withholding and estimated tax payments are not sufficient.)

For qualified pension plans (like 401(k) plans), taxable distributions you receive which are eligible to be rolled over to an IRA or qualified plan – generally everything other than required minimum distributions - are subject to a 20% default rate of withholding, which cannot be waived or reduced.

Verification of Account Owner(s) Identity

To help the government fight the funding of terrorism and money laundering activities, federal law requires all financial institutions to obtain, verify, and record information that identifies each person who opens an account, or is added to an existing account. Such information includes, name, address, date of birth, social security number, a valid driver's license or other valid identifying documentation, and any other information that will allow us to verify the identity of all accountholders.

GENERAL DISCLOSURES

The information provided in this report, including gain and loss information, is being provided for informational purposes only and does not constitute, legal, tax or investment advice and it should not be relied on as such. Please consult with a financial advisor, attorney or tax professional regarding your specific investment, legal or tax situation.

Mutual funds, ETFs, and/or other securities are not backed or guaranteed by any bank. Such securities are not insured by the FDIC and involve investment risk including possible loss of principal.

Information (continued)

This page intentionally left blank.

2000972-00016004-00001 of 00024-001-m2-1241-00972

